



Georgia World
Congress Center
Authority



FLOOR PLANS









Georgia World Congress Center
Centennial Olympic Park

gwcca.org

Snapshot of the Georgia World Congress Center

- 4.1+ million square feet of total space
- 1.5 million square feet of flexible space
- 98 meeting rooms
- 2 high-end boardrooms
- 2 ballrooms
- 3 fixed seat auditoriums
- 7,000 parking spaces in decks and surface lots
- Fully ADA accessible
- Complete network connectivity, telecom solutions, and wi-fi throughout
- 72 loading docks
- Exhibit halls with drive-on access
- 3 beautifully landscaped outdoor plazas ideal for events

BUILDING LEGEND

-  First Aid Station
-  Building Directory
-  Women's Restroom
-  Men's Restroom
-  Escalator
-  Food Service
-  Elevator
-  ATM

Building C

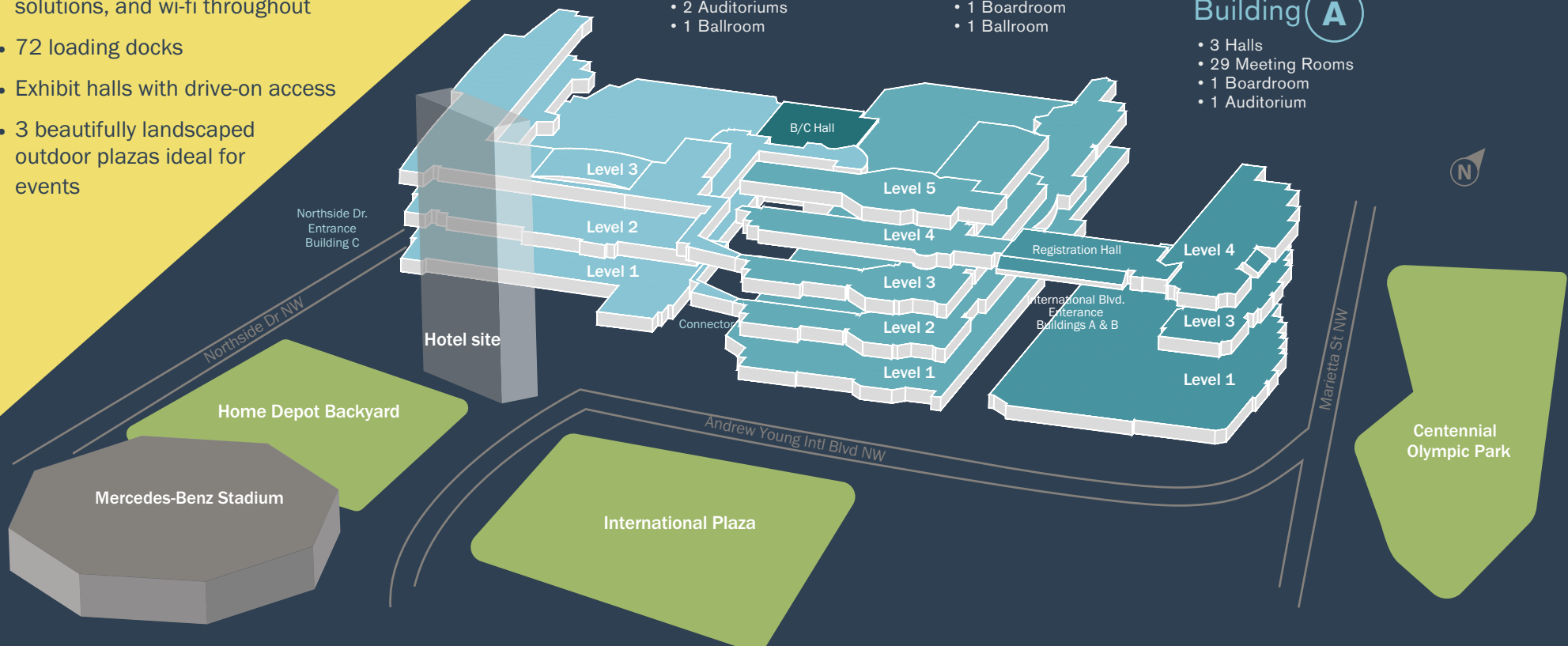
- 4.5 Halls
- 23 Meeting Rooms
- 2 Auditoriums
- 1 Ballroom

Building B

- 5.5 Halls
- 47 Meeting Rooms
- 1 Boardroom
- 1 Ballroom

Building A

- 3 Halls
- 29 Meeting Rooms
- 1 Boardroom
- 1 Auditorium

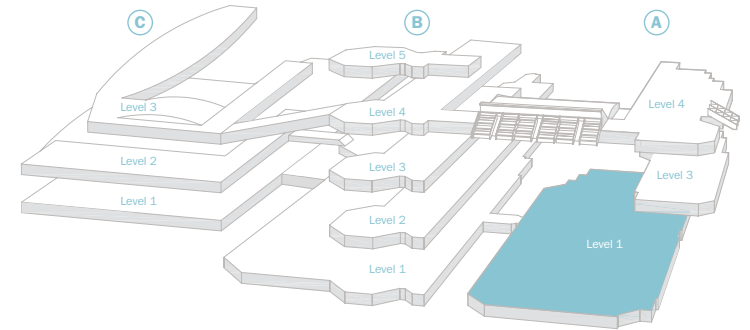


Building A Level One

Exhibit Halls

Exhibit Halls A1, A2, A3

3 Meeting Rooms A101 – A103



A1

- 149,000 square feet
- Ceiling height 30' to the bottom of the grid
- Dropped ceiling height 16'
- Floor boxes are on 30' centers
- Columns are on 90' centers
- Big columns are 10.5' x 12'
- Lights in this hall can be turned off individually without lift required
- Floor load 350 lbs. per square foot – slab on grade
- Docks 1–5

Overhead Doors

A1e 22'w x 25'10"h

A1g 18'w x 16'7"h

A1i 28'10"w x 15'5"h

Entrance Access Doors

A1a 18'w x 16'h

A2

- 86,000 square feet
- Ceiling height 30' to the bottom of the grid
- Dropped ceiling height 16'
- Floor boxes are on 30' centers
- Columns are on 90' centers
- Lights in this hall can be turned off individually without lift required
- Floor load 350 lbs. per square foot – slab on grade
- Docks 6–10

Overhead Doors

A2b 28'9"w x 15'4"h

Entrance Access Doors

A2a 18'w x 16'h

A2c 18'w x 16'h

A3

- 105,000 square feet
- Ceiling height 30' to the bottom of the grid
- Dropped ceiling height 16'
- Floor boxes are on 30' centers
- Columns are on 90' centers and 180' centers
- Lights in this hall can be turned off individually without lift required
- Floor load 350 lbs. per square foot – slab on grade
- Docks 11–15

Overhead Doors

A3b 22'8"w x 16'2"h

A3d 22'10"w x 25'10"h

A3e 14'5"w x 15'10"h

Entrance Access Doors

A3a 18'w x 16'h

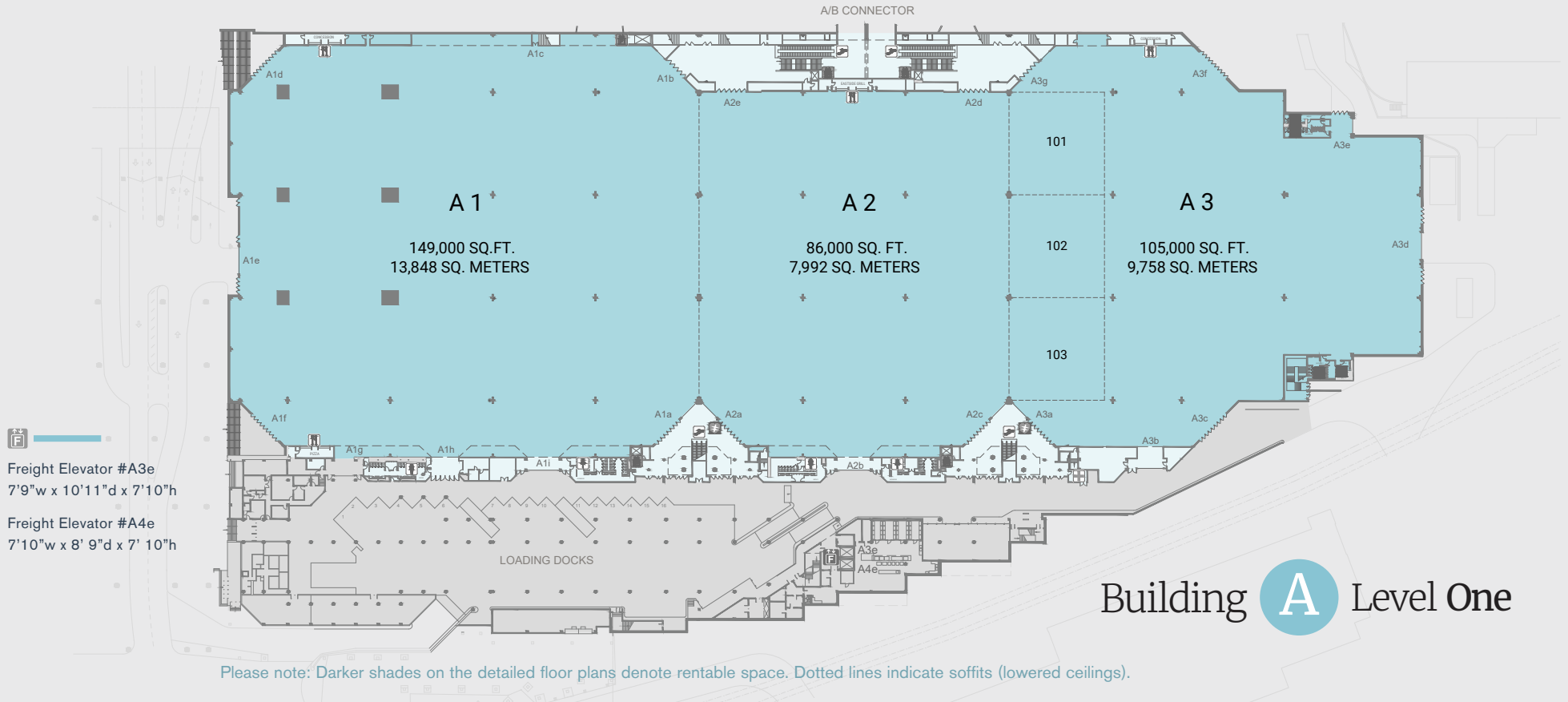


Exhibit Halls

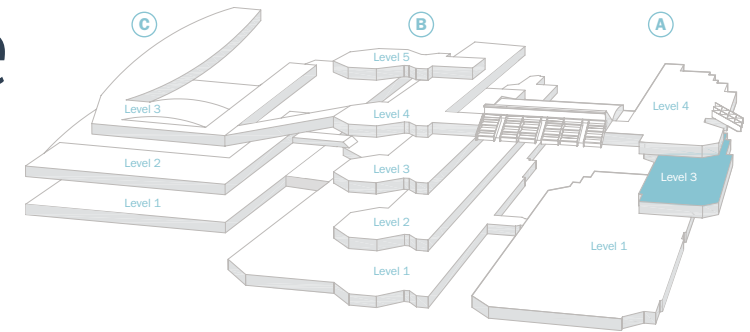
Room or Area	Theater Capacity	10x10 Booths Capacity	Banquet Capacity	Usable Area		Ceiling Height
				Sq. Ft.	Sq. Meters	
Exhibit Hall A1	15,113	800	8,940	149,000	13,848	30'
Exhibit Hall A2	10,244	490	5,620	86,000	7,992	30'
Exhibit Hall A3	9,570	574	5,340	105,000	9,758	30'
A1 – A3	34,927	1,864	19,900	340,000	31,598	30'
A1 – A2	25,357	1,290	14,560	235,000	21,840	30'
A2 – A3	19,814	1,064	10,960	191,000	17,750	30'
A/B Connector				30,153		

Note: *Only available if halls A1 and A2 are not divided.

Meeting Rooms*

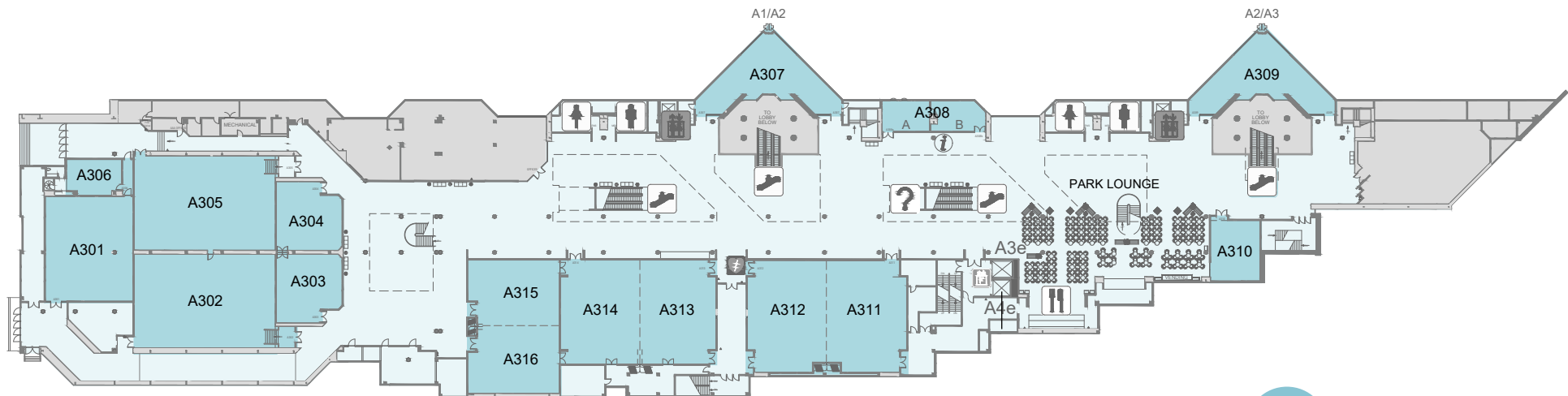
Room or Area	Theater Capacity	Theater Comfort Set	Classroom Capacity	Banquet Capacity	Usable Area		Ceiling Height
					Sq. Ft.	Sq. Meters	
A101	1,090	756	635	630	7,667	713	30'
A102	1,090	756	635	630	7,667	713	30'
A103	1,090	756	635	630	7,667	713	30'
A101 – A103	3,096	2,598	1,504	1,920	23,079	2,146	30'

Building A Level Three Concourse




17 Meeting Rooms A301 – A316

Room or Area	Theater Capacity	Theater Comfort Set	Classroom Capacity	Banquet Capacity	Usable Area		Ceiling Height
					Sq. Ft.	Sq. Meters	
A301	331	238	153	170	2,863	266.3	
A302	516	394	250	270	4,239	394.2	16'1"
A303	112	84	62	80	1,311	121.9	12'1"
A304	112	84	62	80	1,311	121.9	
A305	536	394	250	270	4,272	397.3	16'1"
A306	49		28	20	534	49.6	11'9"
A307	206	152	98	110	1,897	176.4	9'1"
A308a	49		24	20	454	42.2	8'6"
A308b	31		18	20	486	45.2	8'6"
A309	206	152	98	110	1,897	176.4	9'1"
A310	98	77	40	40	950	88.4	11'
A311	264	192	120	150	2,647	246.2	16'
A312	252	186	114	150	2,625	244.1	16'
A311 – A312	594	450	294	350	5,282	491.12	16'
A313	228	162	114	150	2,386	221.9	16'
A314	252	186	114	150	2,561	238.2	16'
A313 – A314	570	426	294	340	4,958	461.1	16'
A315	170	126	84	100	1,812	168.5	14'
A316	166	126	84	100	1,816	168.9	14'
A315 – A316	428	305	202	240	3,643	338.8	14'

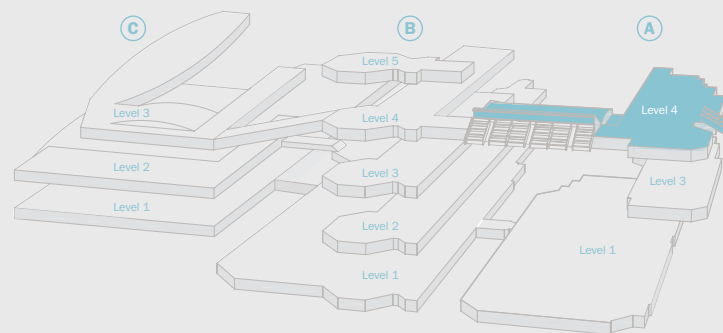


Building **A** Level Three



Level 4 looking over Level 3 and down to Exhibit Halls

Building A Level Four Concourse



Sidney Marcus Auditorium

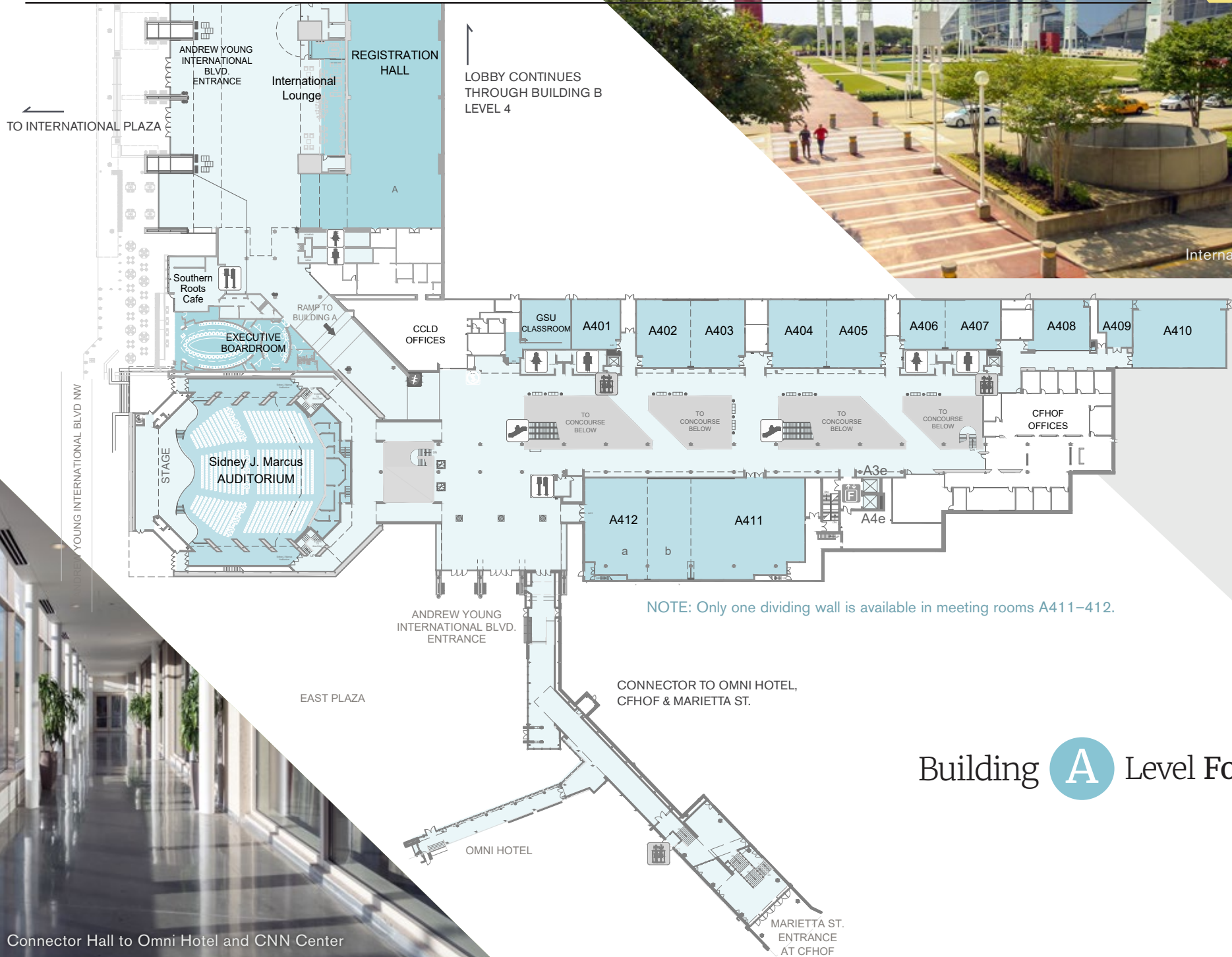
Executive Boardroom

12 Meeting Rooms A401 – A412

Room or Area	Theater Capacity	Theater Comfort Set	Classroom Capacity	Banquet Capacity	Usable Area		Ceiling Height
					Sq. Ft.	Sq. Meters	
Sidney Marcus Auditorium							
Sidney Marcus Auditorium	1,726 seats + 18 wheelchair spaces				15,689		28' to 50'
SMA Foyer Space				5,283			
Executive Boardroom							
Executive Boardroom			34	34	2,593		
Meeting Rooms							
A401	106	80	51	60	1,220	113.3	16'2"
A402	172	139	101	90	1,898	176.5	16'2"
A403	172	139	101	90	1,901	176.8	16'2"
A402 – A403	406	330	218	240	3,779	351.4	16'2"
A404	210	156	115	90	2,058	191.4	14'9"
A405	210	156	115	90	2,048	190.5	14'9"
A404 – A405	490	366	244	280	4,096	380.9	14'9"
A406	109	82	47	40	1,143	106.3	16'
A407	124	98	76	60	1,411	131.2	16'
A406 – A407	276	206	153	170	2,553	237.4	16'
A408	136	102	80	60	1,492	143.5	14'10"
A409	69	57	34	30	785	72.46	13'7"
A410	381	285	189	180	3,331	309.8	16'
A411	633	515	345	400	5,834	542.6	17'3"
A411 – A412b	940	762	534	570	8,153	758.2	17'3"
A412a	300	239	188	190	3,169	294.7	17'3"
A412	685	500	318	340	5,488	510.4	17'3"
A411 – A412	1,360	1,192	747	780	11,291	1,050.1	17'3"
Registration Hall							
Registration Hall A					10,162		
Registration Hall A+B					20,324		

GEORGIA WORLD CONGRESS CENTER

9



Building **A** Level Four

Connector Hall to Omni Hotel and CNN Center



Centennial Olympic Park

- 23-acre park commemorating the 1996 Centennial Olympic Games
- Featuring life-size Olympic Rings signaling one of many new entrances into the park
- Located in the heart of downtown, connecting Atlanta's hotel district to the Georgia World Congress Center & Mercedes Benz Stadium
- Six-acre Great Lawn provides natural seating for 20,000
- Newly upgraded Southern Co. Amphitheatre with tiered seating for 1,200
- Engaging water features that add a unique backdrop to your event
- Fountain of Rings features daily fountain shows with synchronized music and light displays
- Ideal for corporate receptions, music concerts, promotional campaigns, film shoots, and other special events

Great Lawn

Fountain of Rings

Garden Pavilion East

Garden Pavilion North

Southern Company Amphitheater



West Lawn of Centennial Olympic Park

GEORGIA WORLD CONGRESS CENTER

ENTIRE PARK

22,000 capacity
21 total acres

NORTH PARK

18,000 capacity

SOUTH PARK

6,000 capacity





Georgia World Congress Center Authority

Sales@gwcc.com

gwcca.org

Virtual Tour:
gwcca.org/event-planning-guide/events-spaces



Our Neighbor:

